
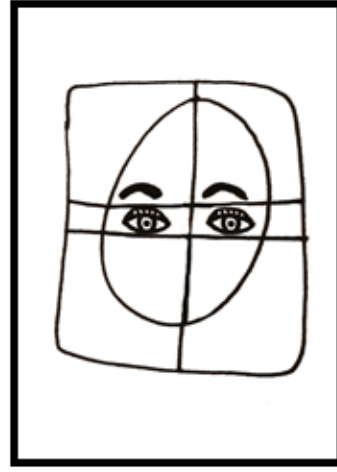




Draw a thin, curved line above both eyes to create the eyelids.




Draw some small, curved, vertical lines from the bottom of the eyelids to make eyelashes.

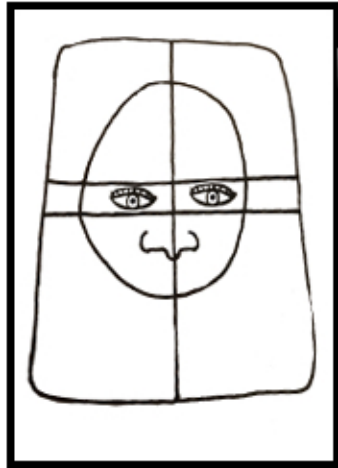


Draw two downward facing curves for the eyebrows and make them thick or thin (depending on how your eyebrows look).

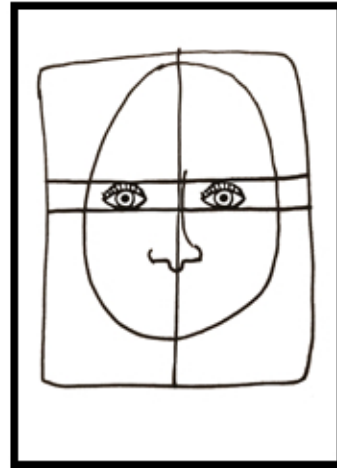
**Step 3**  
**Nose**



For the nostrils draw a curved line in-between the bottom of the eyes and the chin.

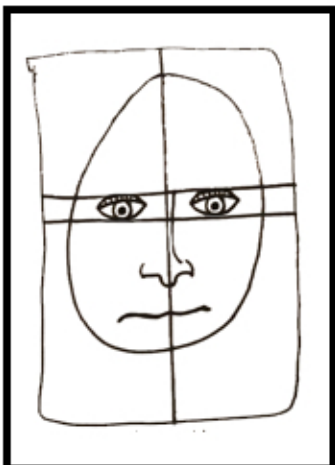


Draw bracket shaped curved lines on either side of the nostrils.




Draw a curved line up from the right-hand nostril to the top of the eyes for the bridge.


**Step 4**  
**Mouth**



Draw a line between your nostrils and chin (like a long river).



Add a curved line (shaped like two mountains) on top of your river.



Add an upwards facing curve below your 'river shaped' line.